


Life Cycle Analyses

PLATTRANS



Summary



01 | Methodology



02 | Results

01

Methodology

Environmental Impact Assessment

Functional unit

The functional unit is a quantified performance of a product system for use as a reference unit. One of the primary purposes of a functional unit is to provide a reference to which the input and output data are normalized (in a mathematical sense). Therefore, the functional unit shall be clearly defined and measurable. The functional unit of this analysis is "1 clipboard(s) holding paper document for entire functional lifespan until disposal or recycling"

Impact Indicator

The impact is measured through the "IPCC 2013 GWP 100a" method

Electricity impact calculation method

Following guidelines from the GHG Protocol, the impact of electricity is calculated using the location-based approach. This means that the emission factors used represent the average annual carbon intensity of the power grid in the country the processes take place in.

Hypothesis

The Product's material composition is supplemented by secondary information, if necessary, as shown in the list below.

- board: MDF board, plastic, aluminium, 95%
- clip: Aluminium, plastic: 5%

Manufacturing Processes and associated loss percentages are assumed based on materials in the product.

The electricity is based on the average in the country of manufacturing.

Transportation is based on the common routes between the country of manufacturing and the country of sale.

No replacements during the lifetime, therefore there are no emissions corresponding to the usage phase of the clipboard.

The End of Life is based on the average waste management process of the materials in the product.

Environmental Impact Assessment

System Boundaries

The scope of this research includes the complete lifecycle of a clipboard from raw material extraction to disposal options for each material, which is the cradle-to-grave perspective.

Exclusions

Secondary packaging impact is excluded from this assessment.

Emission Factor Inventory

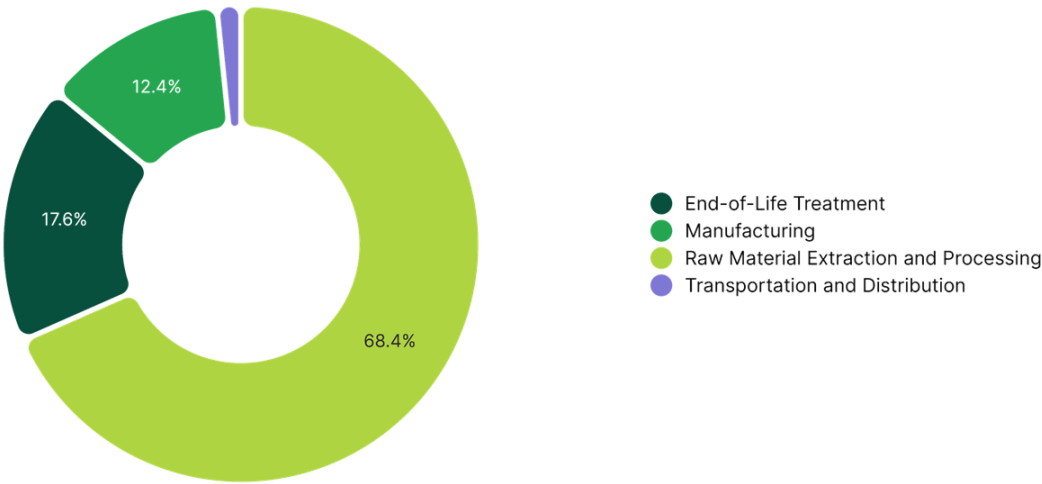
Nu m	Emission Factor	Source	Value	Unit
1	market for cast iron	ECOINVENT 3.10	1.94	kg
2	market for polystyrene, extruded	ECOINVENT 3.10	10.57	kg
3	Electricity Total (Scope 2 & 3) People's Republic of China	IEA 2023	0.72	kWh
4	Freight Boat From CN to FR	WELOW EXPERTS 1.0	0.25	kg
5	Waste disposal Metal Average	UK GHG CONVERSION FACTOR 2024	0.02	kg
6	Waste Incineration – Plastics PE PPI PB PS RER	BASE EMPREINTE ADEME 3.0	3.05	kg

02

Results

Clipboard

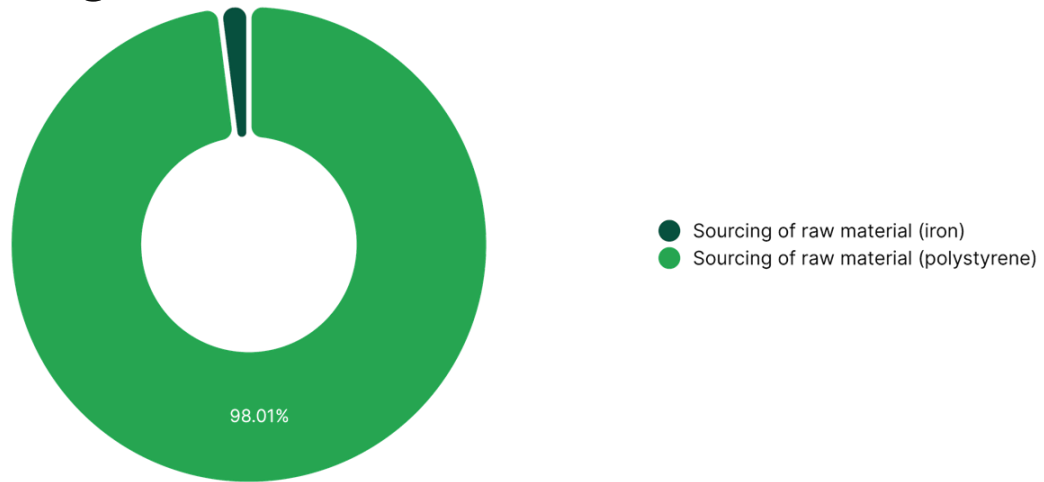
Climate Change



Step	Impact (kg CO ₂ eq)	Percentage (%)
Raw Material Extraction and Processing	2.03	68.40 %
End-of-Life Treatment	0.52	17.57 %
Manufacturing	0.37	12.42 %
Transportation and Distribution	0.05	1.62 %
TOTAL	2.97	100.00 %

Clipboard

Climate Change - Raw Material Extraction and Processing



Activity	Emission Factor Num	Quantity	Unité	Impact (kg CO ₂ eq)	Percentage (%)
Sourcing of raw material (polystyrene)	2	0.19	kg	1.99	98.01 %
Sourcing of raw material (iron)	1	0.02	kg	0.04	1.99 %

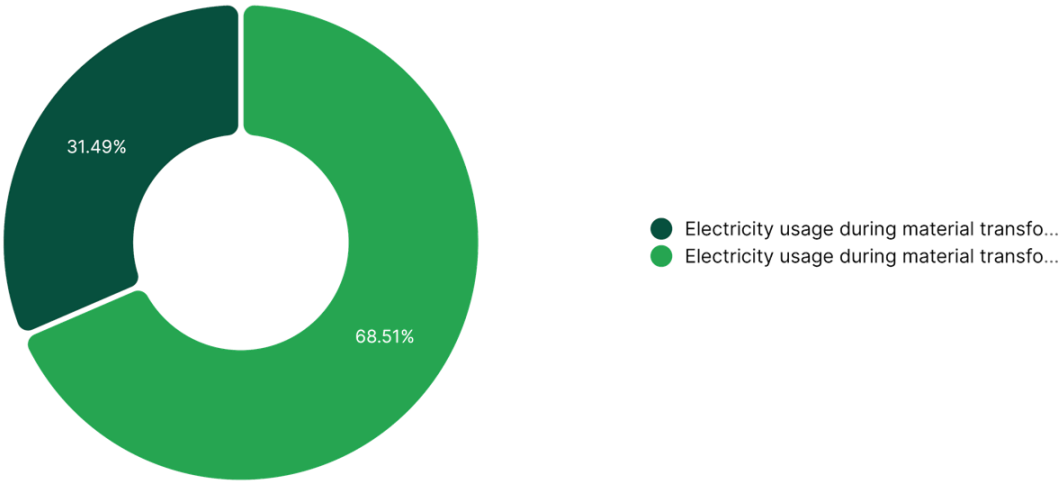
--

--

TOTAL				2.03	100.00 %
-------	--	--	--	------	----------

Clipboard

Climate Change - Manufacturing



Activity	Emission Factor Num	Quantity	Unité	Impact (g CO ₂ eq)	Percentage (%)
Electricity usage during material transformation (polystyrene)	3	0.35	kWh	252.45	68.51 %
Electricity usage during material transformation (iron)	3	0.16	kWh	116.02	31.49 %


--

--

TOTAL				368.47	100.00 %
-------	--	--	--	--------	----------

Clipboard

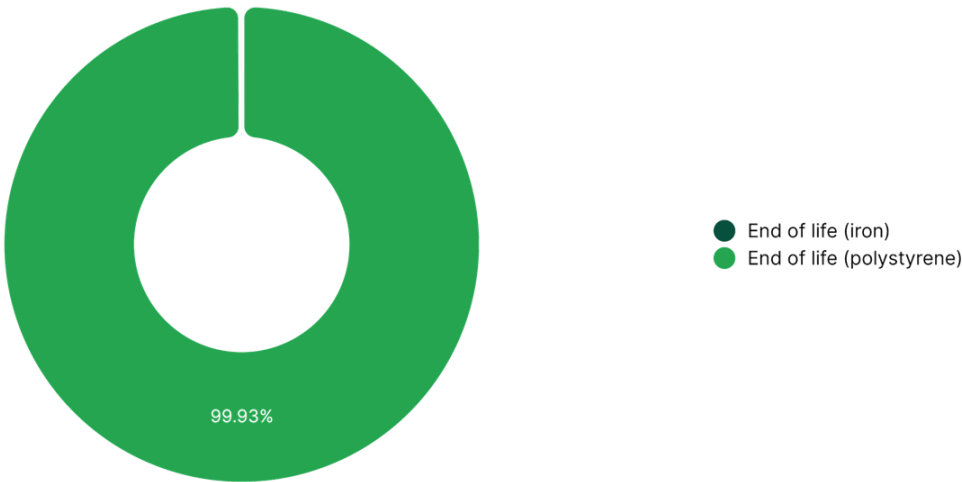
Climate Change - Transportation and Distribution



Activity	Emission Factor Num	Quantity	Unité	Impact (g CO ₂ eq)	Percentage (%)
Freight	4	0.19	kg	47.93	100.00 %
TOTAL				47.93	100.00 %

Clipboard

Climate Change - End-of-Life Treatment



Activity	Emission Factor Num	Quantity	Unité	Impact (g CO ₂ eq)	Percentage (%)
End of life (polystyrene)	6	0.17	kg	521.04	99.93 %
End of life (iron)	5	0.02	kg	0.36	0.07 %

--

--

TOTAL				521.4	100.00 %
-------	--	--	--	-------	----------

