

Life Cycle Analyses

MHPHONE UP



Summary



01 | Methodology



02 | Results

01

Methodology

Environmental Impact Assessment

Functional unit

The functional unit is a quantified performance of a product system for use as a reference unit. One of the primary purposes of a functional unit is to provide a reference to which the input and output data are normalized (in a mathematical sense). Therefore, the functional unit shall be clearly defined and measurable.

Impact Indicator

The impact is measured through the "IPCC 2021 GWP100" method

Electricity impact calculation method

Following guidelines from the GHG Protocol, the impact of electricity is calculated using the location-based approach. This means that the emission factors used represent the average annual carbon intensity of the power grid in the country the processes take place in.

Life Cycle Analyses

Cradle to grave

Emission Factor Inventory

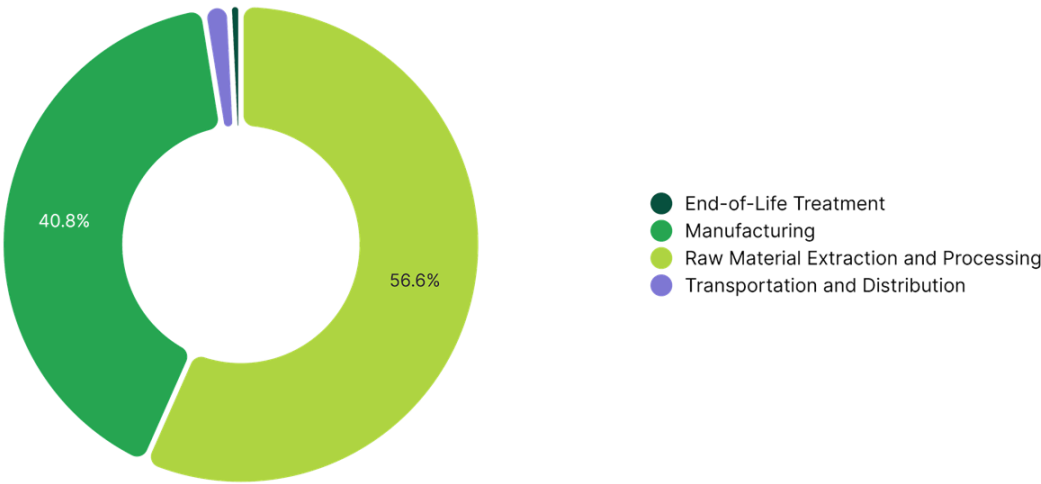
Num	Emission Factor	Source	Value	Unit
1	Silicone product Market activity	ECOINVENT 3.10	3.67823119	kg
2	Aluminium, primary, ingot Ordinary transforming activity	ECOINVENT 3.10	7.605623188	kg
3	Electricity Total (Scope 2 & 3) People's Republic of China	IEA 2023	0.7231	kWh
4	Freight Boat From CN to FR	WELOW EXPERTS 1.0	0.25227278	kg
5	Waste aluminium Ordinary transforming activity Waste	ECOINVENT 3.10	0.02555404932	kg
6	polyethylene/polypropylene product Ordinary transforming activity	ECOINVENT 3.10	1.783532575	kg

02

Results

Phone support

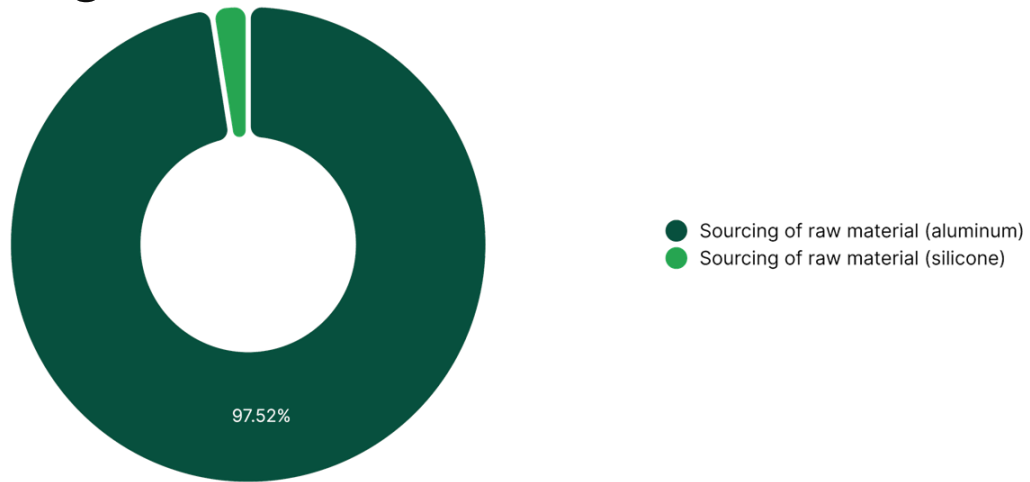
Climate Change



Step	Impact (kg CO ₂ eq)	Percentage (%)
Raw Material Extraction and Processing	1.71	56.64 %
Manufacturing	1.23	40.82 %
Transportation and Distribution	0.05	1.75 %
End-of-Life Treatment	0.02	0.79 %
TOTAL	3.02	100.00 %

Phone support

Climate Change - Raw Material Extraction and Processing



Activity	Emission Factor Num	Quantity	Impact (kg CO ₂ eq)	Percentage (%)
Sourcing of raw material (aluminum)	2	0.22	1.67	97.52 %
Sourcing of raw material (silicone)	1	0.01	0.04	2.48 %

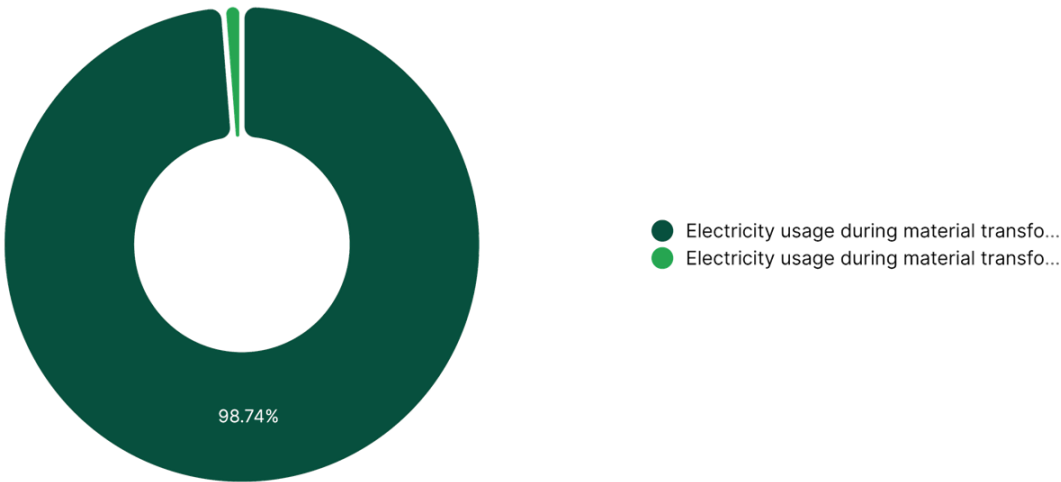
--

--

TOTAL			1.71	100.00 %
-------	--	--	------	----------

Phone support

Climate Change - Manufacturing



Activity	Emission Factor Num	Quantity	Impact (kg CO ₂ eq)	Percentage (%)
Electricity usage during material transformation (aluminum)	3	1.68	1.22	98.74 %
Electricity usage during material transformation (silicone)	3	0.02	0.02	1.26 %

--

--

TOTAL			1.23	100.00 %
-------	--	--	------	----------

Phone support

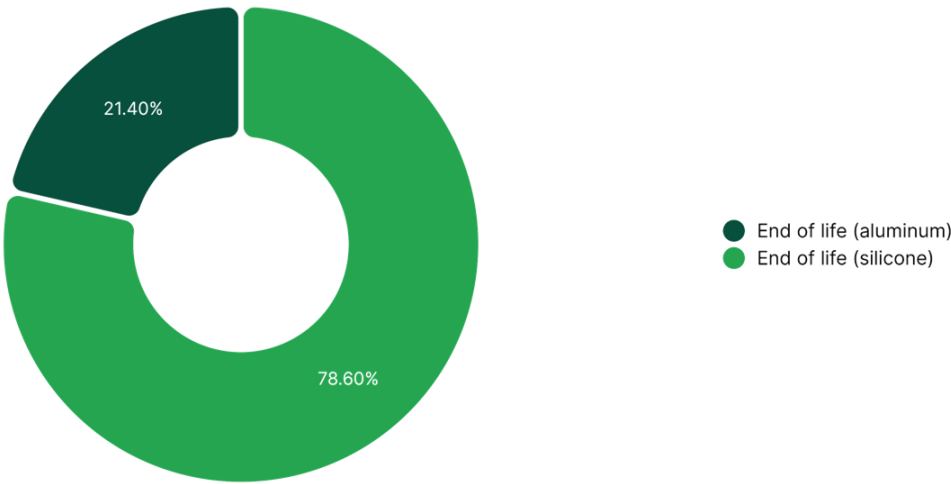
Climate Change - Transportation and Distribution



Activity	Emission Factor Num	Quantity	Impact (g CO ₂ eq)	Percentage (%)
Freight	4	0.21	52.98	100.00 %
TOTAL			52.98	100.00 %

Phone support

Climate Change - End-of-Life Treatment



Activity	Emission Factor Num	Quantity	Impact (g CO ₂ eq)	Percentage (%)
End of life (silicone)	6	0.01	18.73	78.60 %
End of life (aluminum)	5	0.2	5.1	21.40 %

--	--	--	--	--

--	--	--	--	--

TOTAL			23.83	100.00 %
-------	--	--	-------	----------

